




Appendix 1 : Provision at Tufnell Park for all children and those with additional and special needs.

	<p>Whole School Approach for all children all the time.</p> 	<p>Targeted support for individuals or small groups (according to need)</p> <p>- short / medium term</p> 	<p>Specialised individual support (according to need)</p> <p>- medium / longer term</p> 
<p>Learning and curriculum</p>	<ul style="list-style-type: none"> • Schemes of work to meet the needs of all learners • Consistent routines and systems across the school • On-going assessment of individual pupils' progress and attainment • 'Differentiated' teaching appropriate to individual pupils needs and abilities • Twice a year meetings with parents to plan and review progress 	<ul style="list-style-type: none"> • Individual Learning Targets in core subjects – reviewed termly • 'Bespoke' meetings with parents regarding specific issues • Additional visual clues and prompts • Individual behaviour systems, rewards and motivators • Small group work with teacher and/or teaching assistant • Specific interventions (see appendix 2) 	<ul style="list-style-type: none"> • Different timetable and activities • Individual learning programme and learning day to meet holistic needs • Individual support from specialist teacher, teaching assistants and other professionals • Classroom adaptations • Regular contact with parents • Multi agency meetings to review areas of difficulty and levels of support • Individual Plans reviewed and updated every term
<p>Support</p>	<ul style="list-style-type: none"> • Individual meetings for all pupils starting school • Teaching assistant support in every class • Support provided to meet personal and social needs • Breakfast club • After school activities • Individual buddies for specific areas eg phonics, maths 	<ul style="list-style-type: none"> • Support/guidance from Educational Psychologists • Programmes and group sessions developed and monitored by Speech and Language therapists • Support to access external organisations and services 	<ul style="list-style-type: none"> • Individualised support according to needs • Termly multi-agency support and meetings • Additional advice from medical services, autism assessment teams, health care teams etc • Specific therapy programmes e.g. from Speech and Language Therapists, Occupational Therapists or Physiotherapists • Advice from the Islington Outreach services (see list of outside agencies)